

Practical Applications of SCC in European Works

M. Collepari, S. Collepari, R. Troli

Enco, Engineering Concrete, Ponzano Veneto (TV), Italy

ABSTRACT: During the last decades new cementitious materials were available. This The most important innovative “High Tech” materials are Self-Compacting Concretes (SCCs). In the present paper the compositions, the performances and some practical applications of high-performance SCCs are shown. In particular, some performance improvements carried out in our laboratories are shown for these specific uses:

- a) SCC for a building engineering application with white concrete characterized by a marble-like skin;
- b) SCC in the form of high-strength concrete;
- c) SCC for a mass concrete structure with a reduced risk of cracking induced by thermal difference between the nucleus and the skin of the elements;
- d) SCC in the form of a lightweight precast concrete;
- e) SCC in the form of a shrinkage-compensating concrete for reinforced concrete walls.

1 INTRODUCTION

With respect to the traditional concretes, the new cementitious materials, thanks to the availability of new raw materials, allow the concretes to reach much higher performances in terms of execution on job sites, useful service life, and mechanical strength. These new raw materials include:

- New synthetic polymers (poly-acrylates) which, in comparison with naphthalene- or melamine-sulphonated polymers, are able to reduce even more effectively the amount of mixing water and the water-cement ratio with all the consequent benefits [Collepari et al. 1999, Collepari 2003].
- Viscosity Modifying Agents (VMA) to produce thixotropic mixes and then to obtain cohesive fresh concretes even when they are very fluid [Collepari et al. 2002].
- Mineral additions characterized by: amorphous silica such as silica fume in the form of very fine particles (size of some $\mu\text{m}/\text{m}$); UFACS (Ultra-Fine Amorphous Colloid Silica) synthetically produced in the form of very small particles with size of some nm [Collepari et al., Dundee, 2002]; beneficiated fly ash in form of ventilated spherical grains [Seedat]; ground fly

ash with higher specific surface area and reactivity [Collepari et al., Dundee, 2002]; fine powder from recycled aggregates produced by grinding demolished concrete [Corinaldesi et al. 2002], or from ground bottom ash of municipal solid waste incinerators MSWI [Bertolini et al. 2004]; the use of these materials appear to be very encouraging and promising for the production of SCC in agreement with the requirements needed for a sustainable progress [Collepari et al., Iceland, 2003];

- Shrinkage Reducing Admixture (SRA) to improve the dimensional stability of concrete structures with geometric characteristics, in terms of size and form, which may have cracks related to drying shrinkage [Rixom et al. 1999, Berke et al. 2003].

2 EXPERIMENTAL AND DISCUSSION OF RESULTS

The term Self-Compacting Concrete (SCC) refers to a special type of concrete mixture, characterized by high resistance to segregation, that can be cast without compaction or vibration. With the advent of superplasticizers, flowing concretes with slump levels up to 250 mm were manufactured with no or

negligible bleeding, provided that an adequate cement factor was used, that is at least 350 kg/m³ [Collepari 2003]. The most important basic principle for flowing and unsegregable concretes including SCCs is the use of the superplasticizer combined with a relatively high content of powder materials in terms of portland cement, mineral additions, ground filler and/or very fine sand. A partial replacement of portland cement by fly ash was soon realized to be the best compromise in terms of rheological properties, resistance to segregation, strength level, and crack-freedom, particularly in mass concrete structures exposed to restrained thermal stresses produced by cement heat of hydration. Some other mineral additions, alternative to fly ash, have been considered for the five works presented in this paper: they are silica fume, ground limestone, and an expansive agent.

In this paper five specific concretes are shown all belonging to the SCC type:

- architectural concrete;
- HSC;
- mass concrete;
- precast lightweight concrete;
- shrinkage-compensating concrete.

For the mix-design of the three concretes, laboratory and field tests have been carried out. In the following sections the results for each of the five concretes are shown and discussed.

2.1 Architectural SCC

The properties required by the structural engineers of the S. Peter Apostle church erected on the sea beach of Pescara (Italy), may be summarized by the following data:

- 1) high fluidity in terms of slump flow: ≥ 600 mm after 1 hr at 30°C (ready-mixed concrete placed in summer time);
- 2) cube compressive characteristic strength: ≥ 35 MPa;
- 3) impermeability in terms of water penetration according to the ISO DIS 7031 test: ≤ 20 mm (this requirement was adopted to guarantee durable concrete exposed to sea water);
- 4) marble-like effect of the skin of the concrete placed in the absence of vibration due to the very congested reinforcement.

In order to reach all these requirements, the composition adopted for the concrete mixture was that shown in Table 1.

Table 1 – Composition of Architectural SCC

INGREDIENT	kg/m ³
WHITE Cement CEM/II B-L 32.5R*	400
COARSE CRUSHED MARBLE (2-16 mm)	875
FINE CRUSHED MARBLE (0-4 mm)	440
VERY FINE CRUSHED MARBLE (0-2 mm)	430
GROUND LIMESTONE	100
WATER	180
ACRYLIC SUPERPLASTICIZER	9.6
VISCOSITY MODIFYING AGENT	0.12
WATER-CEMENT RATIO	0.45

* portland cement = 70%

The performances really obtained are shown in Table 2 and they are all capable of meeting the above first three performances required by the structural designers.

Table 2 – Performances of Architectural SCC

Concrete Aspect	Specific Mass (fresh mix) (kg/m ³)	2417
		Cohesive
Slump Flow (mm) at 30°C after:	0 min.	700
	30 min.	680
	60 min.	650
Compressive Strength (MPa) at 20°C as a function of time (days)	1	17.2
	7	35.3
	14	39.4
	28	43.0
Water penetration (ISO-DIS 7031)		6 mm

As far as the marble-like effect of the skin is concerned – which was very important for the work from an architectural point of view – it was visually assessed by comparison of two white concretes, both placed without any vibration: the former at a superfluid consistency (slump = 225 mm), and the later in form of SCC. Figure 1 shows, for instance, the marble-like effect of the skin obtained only in the case of the SCC. Then, thanks to the special rheological properties of the SCC in the fresh state, even the fourth requirement needed by the architect was met. Figure 2 shows the splendid appearance of SCC at a white wall of the church placed without vibration.




Figure 1. Skin effect marble-like of SCC with respect to a traditional concrete S5 at a superfluid consistency (slump = 225 mm), both placed without compaction.



Figure 2 . View of a white wall of the S. Peter Apostle Church in Pescara (Italy).

2.2 High-Strength

For the World Trade Center in San Marino (designed by Norman Foster and Partners, London, U.K.), a special concrete was required with the typical properties of SCC as shown in the previous section and, additionally, with a high compressive strength. These are the requirements needed for the work [Collepari et al., Iceland, 2003]:

- 1) high fluidity in terms of slump flow: ≥ 600 mm after 1 hr;
- 2) cube compressive strength ≥ 40 MPa at 1 day and ≥ 80 MPa at 28 days;
- 3) dynamic elastic modulus: ≥ 40 GPa;
- 4) drying shrinkage: ≤ 500 $\mu\text{m}/\text{m}$ at two months;
- 5) uniformity in terms of specific mass, elastic modulus, and compressive strength measured on cored specimens through field tests.

Table 3 shows both the adopted composition and the performances of the concrete. These agree with the first four requirements.

Table 3 – Composition and properties of High-Strength SCC

Portland Cement (CEM I 42.5 R)	465 kg/m ³
SILICA FUME	65 kg/m ³
WATER	175 kg/m ³
GRAVEL (15-22 mm)	195 kg/m ³
GRAVEL (6-15 mm)	720 kg/m ³
SAND (0-6 mm)	710 kg/m ³
ACRYLIC SUPERPLASTICIZER	4.6 kg/m ³
water/(cement+silica fume)	0.33
Slump flow at 5 and 60 min. (mm) at 20°C	730-600
Compressive Strength (MPa) at:	
1 day	50
28 days	95
Drying shrinkage at 60 days ($\mu\text{m}/\text{m}$)	380
Dynamic elastic modulus (GPa) at 28 days	45

One cylinder specimen was cored from the unvibrated concrete placement 1500 mm thick, and then the following measurements were carried out: density (D) and dynamic elastic modulus (E_d) shown in Figure 3, and compressive strength shown in Figure 4.

The data obtained on different parts of the cored material indicated that the results obtained for the concrete of the structure are reproducible and agree very well with those obtained for the specimens cast in laboratory. Then, even the fifth requirement (about uniformity) is met.




Figure 3. Density (D) and dynamic elastic modulus (E_d) measured on cored concrete of high-strength SCC.




Figure 4. Cylinder compressive strength measured (f_{21}) at 21 days from cored concrete 1 m long (on the right) of high-strength SCC

2.3 SCC for mass concrete structures

In order to manufacture such a special SCC (slump flow of 700-800 mm) near Venice [Colleparidi et al., Dundee, 2002, Colleparidi et al., Iceland, 2003] the following ingredients were used: blast-furnace slag cement (CEM III/A 32.5 R with portland cement content of only 40 %), fly ash, ultra-fine amorphous colloidal silica (UFACS) to reduce segregation and bleeding, and polyacrylic superplasticizer with retarding effect in order to reduce the early hydration rate (Table 4). The thermal difference between the nucleus (in a quasi-adiabatic condition) and the skin (considered to be in perfect thermal equilibrium with the environment) was lower than 20°C (recommended value to avoid cracking risk) as shown in Fig. 5. The properties of these special SCC's in the fresh state are shown in Table 5.

Table 4 – Composition of SCC mixtures for mass concrete structures.

Mix	0	1	2
UFACS (by % powder)*	0	1	2
Slag Cement ** (kg/m ³)	307	300	304
Fly Ash (kg/m ³)	128	125	127
Sand (kg/m ³)	965	944	964
Gravel (kg/m ³)	824	806	822
Water (kg/m ³)	178	174	176
Acrylic superplasticizer (% by powder)*	0.96	1.14	1.31

* powder= slag cement + fly ash

** portland cement \approx 120 kg/m³

Table 5 Properties of SCC's for mass concrete structures

Mix		0	1	2	
UFACS (%)		0	1	2	
SLUMP	After mixing	mm	790	790	800
		sec*	30	29	30
FLOW	After 30 min	mm	750	660	740
		sec*	35	40	36
Bleeding capacity (% by vol. of concrete)		0.11	0.09	0.07	
Aspect** (Visual Rating)		Slight segregation	Fair	Good	

*time needed to reach the final slump flow

**fair=cohesive; good=very cohesive

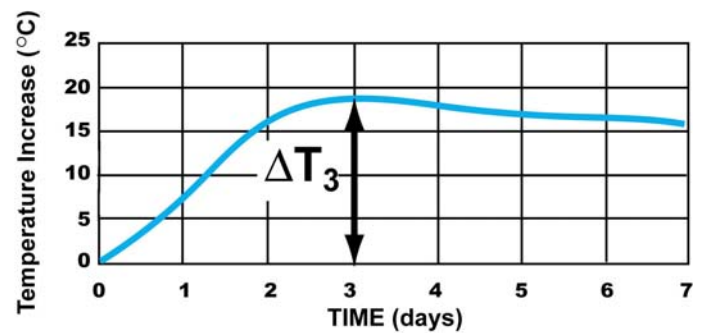


Figure 5. Temperature increase in the nucleus of SCC with FA/2 (Table 4) in a quasi-adiabatic condition [5].

Figure 6 shows the strength development: the compressive strength was 40 MPa at 28 days with some post-hardening up to 50 MPa at 60 days. Drying shrinkage at RH of 55% was lower than 300 μ m/m at 60 days (Figure 7).

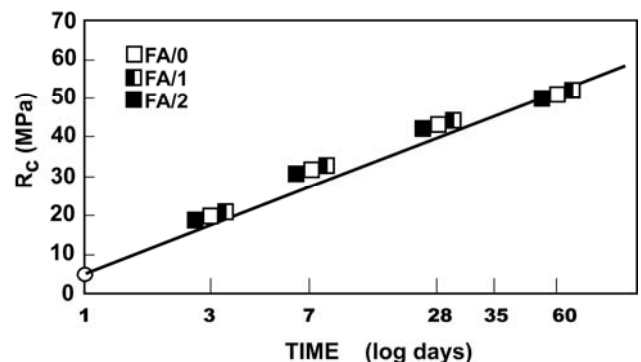


Figure 6. Cube compressive strength (R_c) as a function of time of SCC with fly ash and UFACS (Table 4).

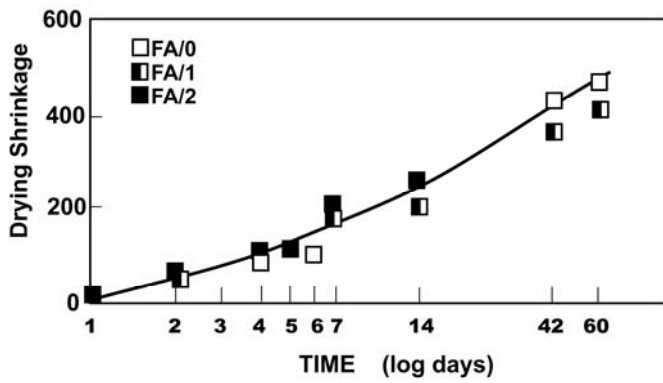


Figure 7. Drying shrinkage of concrete mixture as a function of time for the SCCs with fly ash and UFACS (Table 4).

Moreover, laboratory test on SCC's specimens, exposed to chloride aqueous solution (Figure 8), carbon dioxide (Figure 9), and water under pressure (5 atm) indicated that this concrete is durable and watertight (water penetration less than 10 mm) although the portland cement content was as low as 120 kg/m³ (Table 4).

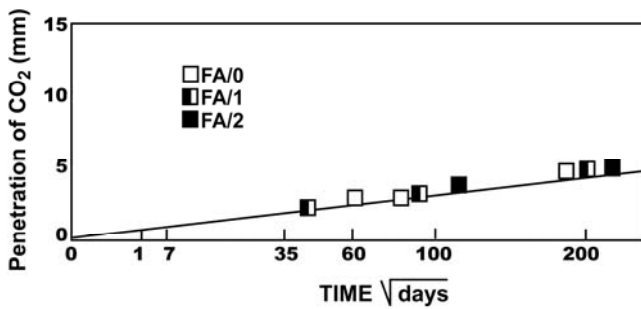


Figure 8 – Penetration of CO₂ as a function of time (\sqrt{t}) in SCCs with fly ash and UFACS (Table 4).

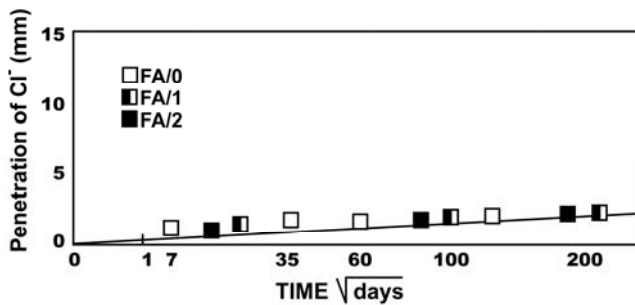


Figure 9. Penetration of Cl⁻ ions as a function of time (\sqrt{t}) in SCCs with fly ash and UFACS (Table 4).

2.4 SCC for precast lightweight structures

Self-compacting lightweight concrete was used in the form of precast insulating panels (Figure 10). The main problem was to avoid segregation of

expanded clay (Figure 11): to do this, a relatively high content of the viscosity modifying agent was used as shown in Table 6 which gives a summary of the performance of this special SCC in terms of slump flow, strength, elastic modulus, drying shrinkage at R.H. of 50%, creep, and durability in terms of CO₂ and Cl⁻ penetration.



Figure 10. Precast lightweight concrete: casting of SCC (A); Screeding without vibration (B); demolding of the hardened lightweight panel (C).




Figure 11. Flowing concrete with segregation of the lightweight coarse aggregate on the top (A) in comparison with the corresponding lightweight SCC without segregation.

Table 6 – Composition and performance of a lightweight SCC with a density of 1750 kg/m³, a slump flow of 650 mm, and without segregation at all (B in Fig. 11)

Ingredients	Composition kg/m ³
CEM II/A-L 42.5R *	400
Fly Ash	100
Sand (0-4 mm)	480
Expanded Clay (0-15 mm)	570
Water	192
Acrylic Superplasticizer	6
VMA	0.25
Mechanical performances at 28 day	<ul style="list-style-type: none"> - $f_c=35\text{MPa}$; - $f_t=5\text{ MPa}$; - $E=19000\text{ MPa}$ <hr/> <ul style="list-style-type: none"> - Drying shrinkage at 90 days (R.H. 50%): 675 $\mu\text{m/m}$ - Creep at 90 days (with a load of 12 MPa at 28 days): 1000 $\mu\text{m/m}$ - CO₂ penetration (30% by vol. of the air) at 90 days: 5.5 mm - Cl⁻ (3.5% NaCl aqueous solution) penetration at 90 days: 8 mm

* portland cement = 85%

2.5 Shrinkage-compensating SCC

For the very prestigious Museum of Modern Arts, in Rome, designed by Zaha Hadid Limited, London, U.K. (Figure 12), a very special shrinkage-compensating SCC was studied in order to avoid the risk of cracks in some special walls (8 m high and 55 m long) without constructions joints. A CaO-based expansive agent in combination with a shrinkage reducing admixture (SRA) was used.

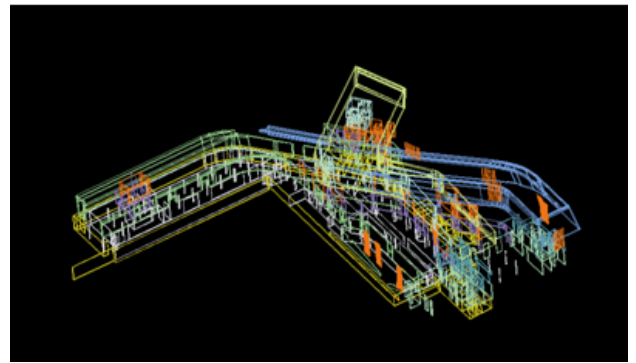


Figure 12. Assonometric view of the Museum of Modern Arts in Rome, Italy according to the Zaha Hadid Limited design

The composition of this special SCC and that of the corresponding SCC mixture without an expansive agent and SRA are shown in Table 7. Figure 13 shows the strength development of the two SCC, with and without an expansive agent and SRA.

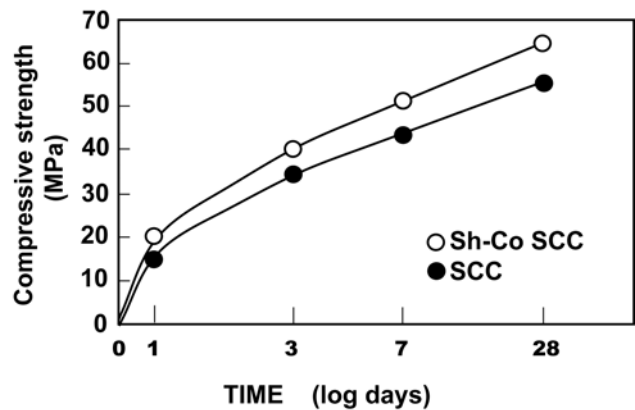


Figure 13. Strength development of shrinkage-compensating self-compacting concrete (Sh-Co SCC) and “ordinary” self-compacting concrete (SCC).

Figure 14 shows the length change of the reinforced specimens (manufactured with mix A or B of Table 7) cured by a protective plastic film up to 16 hours and then exposed to unsaturated air (R.H.=60%) at 20°C.

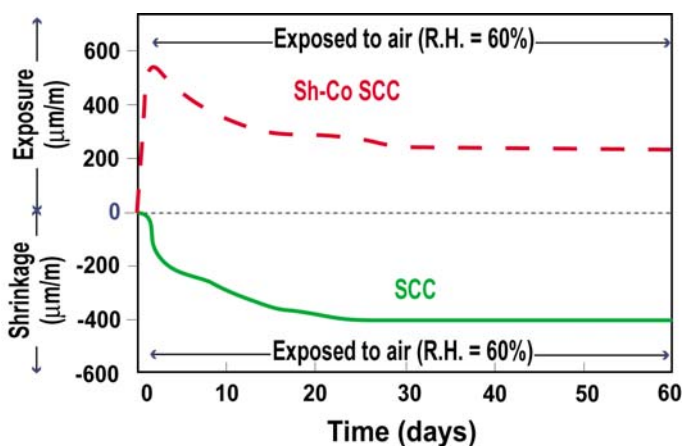


Figure 14. Length change of shrinkage-compensating (Sh-Co) SCC and ordinary SCC (mix A and B, respectively in Table 7) after an early curing (16 hr) by protection of a plastic film.

Table 7 – Composition of shrinkage-compensating SCC (A) and “ordinary” SCC (B)

Mix	A	B
Cement CEM II A/L 42.5R (kg/m ³)*	350	347
Limestone filler (< 100 µm) (kg/m ³)	150	183
Gravel 4-16 mm (kg/m ³)	877	871
Sand 04-10 mm (kg/m ³)	908	903
Water (kg/m ³)	167	166
Acrylic Superplasticizer (kg/m ³)	6.3	6.3
CaO-Based Expansive Agent (kg/m ³)	35	-
SRA (kg/m ³)	4	-

* portland cement = 85%

Due to the presence of SRA [Rixom 1999], the early curing of the reinforced specimens manufactured with the shrinkage-compensating SCC was not carried out under water as required by ACI Committee 233, but only with a plastic film to simulate the protection of the concrete surface from drying by the formwork. Even under this unfavorable but realistic conditions of curing, the expansion at 16 hours was relatively high (520 µm/m) and still good at 2 months (280 µm/m) with R.H. of 60%. In the “ordinary” SCC (mix B), without expansive agent and SRA, the shrinkage at 2 months was about 400 µm/m. Due to this special behavior, the first results obtained by field tests on concrete structures are very encouraging for the crack-free ability of this SCC

3 CONCLUSIONS

The results obtained in the present paper show the extra-ordinary properties which can be obtained by using the innovative concretes recently developed in the field of SCC.

SCC appears to be very successful because it is easy to place in a safe way independent of the quality and reliability of the workmanship available today on the jobsites.

The architectural SCC presented in this paper is a very special concrete even for the excellent surface (white and with marble-like aspect) required for architectural reasons.

The high-strength SCC studied in this paper can be considered as market nich in the field of Civil Engineering.

The combined use of CEM III/A 32.5R (300 kg/m³), AP-based superplasticizer (0.8-1.5%), fly ash (130-150 kg/m³), ultra-fine amorphous colloidal silica (1-2%), and aggregate with a maximum size of 20 mm allow the manufacture of self-compacting concretes characterized by low heat development which are particularly suitable for mass concrete structures.

Lightweight SCC can be produced without any segregation of the expanded clay aggregates provided that an adequate dosage of the viscosity modifying agent is used.

Finally, a shrinkage-compensating SCC can be also manufactured with a CaO-based expansive agent and a shrinkage reducing agent as additional ingredients in addition to those usually adopted for SCC (superplasticizer, filler and VMA).

REFERENCES

- Berke, N.S., Li, L., Hicks, M.C. and Bal., J., *Improving Concrete Performance with Shrinkage-Reducing Admixtures*, Proceedings of the Seventh CANMET/ACI International Conference on Superplasticizers and other chemical admixtures in concrete, Berlin, Ed. V.M. Malhotra, pp. 37-50, 2003.
- Bertolini L., Carsana, M., Cassago, D., Quadrio Curzio, A., Collepardi, M., “MSWI Ashes as Mineral Additions in Concrete”, *Cement and Concrete Research*, 34, pp. 1899-1906, 2004
- Collepardi, S., Coppola, L., Troli, R. and Collepardi, M., *Mechanism of Actions of Different Superplasticizers for High-Performance Concrete*, Proceedings of the Second

- CANMET/ACI Conference on “High-Performance Concrete. Performance and Quality of Concrete Structures”, Gramado (Brazil), pp. 503-523, 1999.
- Collepardi, M., *Self Compacting Concrete: What is new?*, Proceeding of the Seventh CANMET/ACI Conference on Superplasticizers and Other Chemical Admixtures in Concrete, Berlin (Germany), pp.1-16, 2003.
- Collepardi, S., Troli, R., Borsoi, A. and Collepardi, M., *Applications of innovative concretes (SCC, HPC, RPC) in the building, civil and environmental engineering*, Industria Italiana del Cemento, n. 780, pp. 784-790, 2002.
- Collepardi, M., Ogoumah Olagot, J.J., Skarp, U., Troli, R., *Influence of Amorphous Colloidal Silica on the Properties of Self-Compacting Concretes*, Proceedings of the International Conference "Challenges in Concrete Construction - Innovations and Developments in Concrete Materials and Construction", pp. 473 – 483, Dundee, Scotland, UK, 9-11 September 2002.
- Collepardi, M., Collepardi, S., Ogoumah Olagot, J.J., Troli, R., *Laboratory-Tests and Field-Experience of High-Performance SCC's*, Proceedings of the Third International Symposium on “Self Compacting Concrete”, Reykjavik, pp. 904 – 912, Iceland, 17-20 August 2003.
- Corinaldesi, V., Orlandi, G., Moriconi, G. “*Self-Compacting Concrete Incorporating Recycled Aggregate*”, Proceeding of the International Conference “Challenges in Concrete Construction – Innovations and Developments in Concrete Materials and Construction”, pp. 455-464, Dundee, Scotland, UK, 9-11 September 2002.
- Rixom R. and Mailvaganam, N. “*Book of Chemical Admixtures*”, II Edition, E. & F. Spoon, London, U.K., 1999.
- Seedat, E.Y. “*The New Generation Pozzolan for Superior Concrete*”, private communication.